

ALL NEW

LM











ALL-NEW LEXUS

LM



PART LIVING ROOM, PART OFFICE SPACE,  
CALMNESS AND COMFORT.

- 1 EXPANSIVE VIEWS
- 2 FIRST-CLASS SEATING
- 3 CHIC COLOR PALETTE
- 4 PARTITION SOUND INSULATION
- 5 LAYERED HEADLINER
- 6 ACTIVE NOISE CONTROL (ANC)



THE CABIN'S SEAMLESSLY-INTEGRATED, OMOTENASHI-INSPIRED\* TECHNOLOGIES  
ALLOW FOR PASSENGERS' EFFORTLESS RELAXATION OR PRODUCTIVITY.

\*Omotenashi is Japanese for "anticipatory hospitality".

- 1 48-INCH ULTRAWIDE SCREEN
- 2 MARK LEVINSON REFERENCE  
3D SURROUND SOUND SYSTEM
- 3 MULTI-OPERATION PANEL
- 4 LEXUS CLIMATE CONCIERGE
- 5 OVERHEAD CONTROLS
- 6 PERSONAL CHARGING STATIONS





- 1 YABANE PATTERN WOOD
- 2 ULTRASUEDE
- 3 L-ANILINE
- 4 ILLUMINATION

A DIVERSE MIX OF HIGH-QUALITY MATERIALS AND ORNAMENTATION BRINGS MATCHLESS TACTILITY AND COMFORT.



LM'S PARTITION SERVES PURPOSES THAT VENTURE BEYOND PRIVATE TIME BY PROVIDING USEFUL, THOUGHTFUL ELEMENTS.

- 1 DIMMABLE AND ELEVATABLE GLASS
- 2 SURROUND SOUND SPEAKERS
- 3 SLIM AIR CONDITIONING REGISTERS
- 4 FOOTWELL STORAGE AND REFRIGERATOR
- 5 ASSIST GRIPS
- 6 UMBRELLA STAND



MORE THAN ORNATE THRONES, LM'S SEATS ARE AMONG THE MOST ADVANCED - AND COMFORTABLE - EVER CRAFTED BY LEXUS. THE TWIN POWER SEATS WITH OTTOMANS SERVE AS THE CENTERPIECES OF THE REAR'S SEAMLESS VERTICAL.

- 1 SOFT SURFACE LAYER
- 2 FIXED HEADREST
- 3 SEAT OPERATION
- 4 RELAXATION FUNCTION
- 5 HEATED ARMREST AND OTTOMAN
- 6 ARMREST TABLE AND STORAGE
- 7 CENTER CONSOLE STOWAGE



## EXTERIOR COLORS <4-SEATER / 7-SEATER>



Sonic Quartz  
<085>



Sonic Titanium  
<1J7>



Graphite Black Glass Flake  
<223>



Sonic Agate  
<3U3>

## WHEELS



19-inch Alloy Wheels



# INTERIOR COLORS



Emperor Suit (4-Seater)




7-Seater

\* 7-Seater with aisle is available.

## SEMI-ANILINE LEATHER




Solis White  
<01>




Black  
<21>

## TRIM



Yabane



Bengala (Steering wheels)



